



## Newsletter March 2011

### Next Club Competition Evening April 4th

#### Contents

Chairman's Blog  
March Theme and Shoot  
Top Photographs March Competition  
Cape Photographer's Congress Programme  
Committee Members  
Shoots and Themes for 2011  
Useful website addresses

#### Chairman's Blog Angus Rule

**A**nd then it was March, time seems to already be doing it's best to fly by. Once again we were fortunate enough to have many new faces, lots of familiar faces (I must stop calling them "old faces"), some friends visiting and even a new judge for our second meeting of the year.

I must say a big thank you to all the new committee members who are really injecting some new life and enthusiasm into the club. We dealt with over 100 emails since the last meeting and several members put in long hours to get things on track.

A special mention to Shirley, our PRO, who has given the membership book a much needed shake up and updated many of the admin forms. She is also dealing with past and present members and chasing up outstanding fees. So beware if you get an email from her. And that reminds me I had better pay up ☺.

Glynnis took over the reins of the newsletter and has managed to maintain the high standard set by Sue, the previous editor. Many thanks and I'm sure people will be eagerly awaiting the next edition.

Sue has taken on the web mistress role and ensured that our website is up to date and has all the important information. Sue has also taken on the added duty of securing us

a judge for the evening. True to form, she didn't disappoint with getting Michael Walker, the chief editor of the Cape Times. <http://www.michaelwalker.co.za>

Sally Wellbeloved from CynaminArt also gave us a brief talk on what she does, which includes canvas prints, printing and framing and various other art forms. For more info be sure to visit her website: <http://www.cynaminart.com>

Zak and Kevin are ensuring that the scores are recorded and published. Zak informed me that he has it down to "two clicks" now to generate the score sheets. I'm just glad Kevin is taking over since I could never work out which two clicks it was. I must say, we seem to have come a long way since the scores were scribbled down on a piece of paper and manually entered into a spread sheet.

Thanks also to Roger for his generous donation of magazines. If his wife is anything like mine, he would have made her very happy. I saw some members already tucking into them and we will ask Andrew to document them and we can publish the list. All in all, I think we have a great team and I'm sure we're going to have a great year.

Just a comment with regards to the entries, with all these improvements and automations. It is becoming more and more important that the entries are sized and named correctly. As the numbers grow and members can email their entries we are seeing an increase in the number of entries and will thus be forced to reject any images that are not in accordance with the rules, laid out on the website. If you are stuck or battling just let us know and we'll assist. We will be posting tutorials on re-sizing images on the website in the near future.



Whilst on the subject of entries it should be noted that only images that are judged on the evening will be considered for medals. For obvious reasons it would be unfair to have the images judged at a later stage, under different conditions (monitor v projector, judge could be in a different mood, no pressure of live comments and so forth). However the images may be resubmitted at a later stage.

During the meeting the question about courses/training was raised. Although several suggestions were discussed at the meeting, I'd like to touch on a couple. For the rest, you have to come to the meetings ☺

First the good news, I have spoken with Riaz and he has assured me that we can look forward to several courses, starting as soon as later this month. On the cards, a beginners course, a hands on course and an Intermediate.

At the committee meeting we discussed the option of starting the club meeting early with a bit of a hands on sessions/discussion. This would be optional and mostly aimed towards the new to photography members who would then

be able to talk to more experienced members.

Pairing up at shoots was also suggested and it was agreed that a time limit should be applied so as to ensure the members also got a chance to take some photographs.

And lastly whilst we as a club are here to assist in learning and bettering photography, I think it is worth bearing in mind at R180 per year, I don't think that it is reasonable to expect hours of hands on, individual attention. There are many photographic schools and courses available, an abundance of information on the world wide web and lastly that little booklet that came with your camera. What do they say, "if all else fails read the \*&^%\$ manual

That said, it was also agreed that we need to up our game with regards to guest speakers and technical talks during the meetings, so there is lots to look forward to.

Till next month, keep snapping. See you on the bus.

- Angus

## March Theme and Shoot

### Shoot: Sunday March 20th

Open Top Bus - Red City Tour. Meet at the aquarium at 9am for the 9.10 bus. Tickets can be bought at the aquarium, or online [www.citysightseeing.co.za](http://www.citysightseeing.co.za) (slightly cheaper), R110. The bus runs every 15 minutes.

Stay on the bus till stop 14, which is at Camps Bay. Get off for a coffee break. Continue on for the return journey to the aquarium. The whole route takes about 2 hours. The day ticket is valid for the day and can therefore be used again to return to another stop.

### Creative Theme: Negative Space

When composing a photograph the frame encloses the scene, the subject represents the positive space, and the area around the subject is the negative space.

Negative space can be used as a powerful compositional tool to shift the focus of a photograph, turning it from a snapshot into a captivating eye catching image.

Be adventurous - try something different!

**PSSA Image of the Month:** The image with the highest score for the competition evening is sent to the PSSA image of the month competition. The winner from these entries from clubs around South Africa is displayed on the PSSA website for the month.

**Interclub:** When it comes to the annual interclub competition, the club's best images are chosen to represent the CCC. So remember to enter your very best for each and every club judging competition.

## Top Images      Creative

“Only in Africa” Creative 26 Hazel Suttill



Only in Africa was taken on the day after the U2 concert at the Cape Quarter Centre. I walked in to the ladies toilets and this is what I saw. I normally carry my camera with me (my camera bag is my handbag) so I took the shot. The attendants told me that the wind had caused all the damage! This was taken on a Nikon Camera, with an 18 to 200 lens. 18mm focal length, ISO 400, F8 at 1/60 using a diffused flash. I always work in RAW and use Lightroom to do the normal corrections; Tone Curve, Sharpening, Clarity and White Balance. I then took the photo into Photoshop to correct the perspective as I was in a very cramped space (a toilet stall).

“Beach, Touch, Try” Creative 25  
Kevin McGiltern



Image captured with a Canon 7D and 100-400L series lens at 100mm. Shot on aperture priority at F5 with a shutter speed of 1/1600 to keep action sharp. I used spot metering to ensure that the subject was exposed correctly with the idea that the background could be fixed later if required.

Some additional selective blurring in Photoshop to help the subject “pop” out of the background, size reduction for presentation and sharpening.

“Many Journeys Later”  
Creative 24 Glynnis Schutte



Sony DSC H50 ISO 1600; f2,7; shutter speed 1/10; no flash. Taken at The Royal Hotel in Riebeek Kasteel while we were having coffee and waiting for the rain to stop. Some adjustments done with curves and a posterisation effect added.

Top Images      Shoot



“Tails in the Breeze” Shoot 24  
Michelle van Asperen

Tails in the breeze: When I saw there were 3 horses standing just right, I went on my knees and shot from low down. They don't stand still for long! ISO200 f8 @ 1/180. Cropped a bit off the sides and cloned out the old bath in the background using the straw to “cover up.”



“Take a Seat” Shoot 23 Glynnis Schutte

Canon 550D with flash, ISO 400; f3.5 at 1/60. The tack room was full of ‘collections’ of saddles, bridles and hats. This photograph has been heavily cropped and worked with photoshop to remove some of the glare produced by the flash.



“Missing my Owner” Shoot 23 Sue Matthews

Nikon D80 with Nikon 70–300 mm VR lens Crop and levels only. A friend who stables her horse at Oude Molen said: “This is Jeena, a young mare. The girl who was leasing her gave up her lease this year due to study commitments, and although she does ride her when she can, Jeena is a sad horse at the moment, always hoping someone will take some notice of her.”

## Top Images      Open



“Jump” open 24 Peter Tapscott

Cannon Power Shot SX20, fill in flash, auto.  
Children did five jumps this is jump 4.  
Photoshop auto tone.

For those members who struggle with judging submission format and have not got photo shop try Microsoft picture manager in Microsoft office suite. Depending on how big your initial shot is, try compression for documents, or compression for internet. The program will tell you how big your new file size is.



“God’s Waiting Room” Open 23 Frenske Otzen




Nikon D80; 1/60th at f7.1; ISO 200; No flash  
Spot metering; Manual; No exposure bias.  
Slight vignetting. Dodging and burning shadows and highlights to bring the emphasis to the centre of the image. Sharpened and bumped up the contrast. Shot at the David Goldblatt exhibition held in the Jewish Museum



“Loving Lions” Open 23 Rashid Latiff

Canon 5D MKII, 300mm f2.8, f11, 1/250, ISO 100  
Kgalagadi, Northern Cape, December 2010

It was a blistering hot afternoon when I was doing my rounds in the park near Nossob and found this couple near the Cheleka waterhole, in fact in the parking area! The shooting situation had my subjects shading under a tree and the light was dappled. I exposed for the highlights not wanting to lose detail. I shot in RAW and processed in lightroom, tweaking the colour temperature, contrast, and colour saturation. The image was sharpened in photoshop.

Sunrise		14h00 - 17h00				Sunset	18h00			
Thursday 28 April	 presented by the Port Elizabeth Camera Club	Registration - Valentine Hall	Workshops - Africanos Inn	Starting out with AV Putting together an AV in PTE Adri van Oudheusden	Free Time	Where, When & What to photograph in and around Addo	Valentine Hall	AGM		
		Advanced Photoshoph Workshop Barrie Wilkins	Photoshoph Workflow for beginners Jill Sneesby	Free Time			Supper			
06h50	Guided Outing I	10h00	10h30 - 11h30	11h45 - 12h45	13h00	14h00 - 15h00	15h00 - 17h00	17h35	19h00	20h00
Friday 29 April	Workshop Digital Camera Basics Q&A Kirk West	Coffee & Muffins	In Search of a better photograph Allen Bargaen	"Insects in flight - photographic challenges and rewards" Geoff McIlleron	Lunch	JAP Judging AVs Barrie & Jill	In search of Macro Creatures Kirk West In search of a better photograph Allen Bargaen	Free Time	AV Competition	Supper
	06h51	Guided Outing II	10h00	10h30 - 11h30	11h45 - 12h45	14h00h - 15h00	15h00 - 17h00	17h36	19h00	20h00
Saturday 30 April	Workshop Creative Macro a la Adri Adri van Oudheusden	Coffee & Muffins	Photographing in China CPA	Travelling with a camera Eric Lippey	Lunch	Photographing the Addo Elephants Barrie & Jill	Polo Shoot	Free Time	Steak & Chips Braai	Practical Night Photography Johan van der Walt & others
	06h52				13h00	14h00 - 15h00	15h00 - 17h00	17h37	19h00	20h00
Sunday 1 May	Free Morning to visit the Addo Elephant Park or one of the many other attractions in and around Addo				Lunch	People Photography Kerry Boytell	Workshop Photographing People Kerry Boytell & Eric Lippey	Free Time	Digital Competition	Supper & Prize Giving
06h53	Sunrise - 10.00	10h00	10h30 - 12h45							
Monday 02 May	Guided Outing III	Coffee & Muffins	Delegates have the opportunity to present any images photographed during the weekend for feedback from the lecturers.	Feedback	Farewell					

## Committee Members 2011

Chairman	Angus Rule
Vice chairman	Kevin McGilton
Treasurer	Shirley vd Hoek / Angus Rule
Image Manager / Scoremaster	Zak Mohamed-Fakier / Kevin McGilton
Calibrator	Frenske Otzen
PRO	Shirley van der Hoek
Judges	Sue Matthews

Course administrator	Riaz Ismail
Newsletter	Glynnis Schutte
Webmaster	Rachel Robinson / Sue Matthews
Cookie and Beverage Manager	Kathy Nolan
Members ID's	Mike Barci
Librarian	Andrew McFarlane
Interclub	Ruth Ortlepp

## Shoots and Creative Themes for 2011

Shoots	Month
Oude Molen Village	February
"Topless Bus Tour"	March
Two Oceans Marathon	April
Ten Shots and Social	May
Bo Kaap	June
Hout Bay Harbour (early Morning)	July
Motor Cross or Similar	August
Inthaka Island at Century City	September
Kirstenbosch	October
Car Rally	November

Creative Theme	Month
Travels with my camera	February
Negative Space	March
Portraits	April
Black and White	May
Unusual Angles	June
Silhouette	July
Painting with Light	August
Climate Change	September
Macro	October
Still Life	November
Abstract	December
Occupations (people at work)	January

### Useful Websites and Competitions

- 2011 is 'The Year of the Vet'. There is a photographic competition at: [www.vetsinyourdailylife.org](http://www.vetsinyourdailylife.org)
- The Centurion Camera Club produces a newsletter called Mik en Druk with some useful photography tips. Their March 2010 edition has a useful article for beginners. See [www.centurioncameraclub.co.za](http://www.centurioncameraclub.co.za)
- [www.photoradar.com](http://www.photoradar.com) This site suggests 32 photography projects to work through to improve your photography.
- [www.strapz.co.za](http://www.strapz.co.za) advertises colourful camera straps.
- [www.capephotoco.co.za](http://www.capephotoco.co.za) for photographic courses, or one on one tuition
- South Africans cleaned up at the latest Sony World Press Photo Awards. Jodie Bieber won the overall prize, Mike Hutchings came first in the Sports category, and Thomas Peschak won the Nature category. Thomas was born in Germany but studied marine biology at UCT and still lives in Cape Town. See [www.worldpressphoto.org](http://www.worldpressphoto.org)